



The World's Women 2005 Progress in Statistics



United Nations

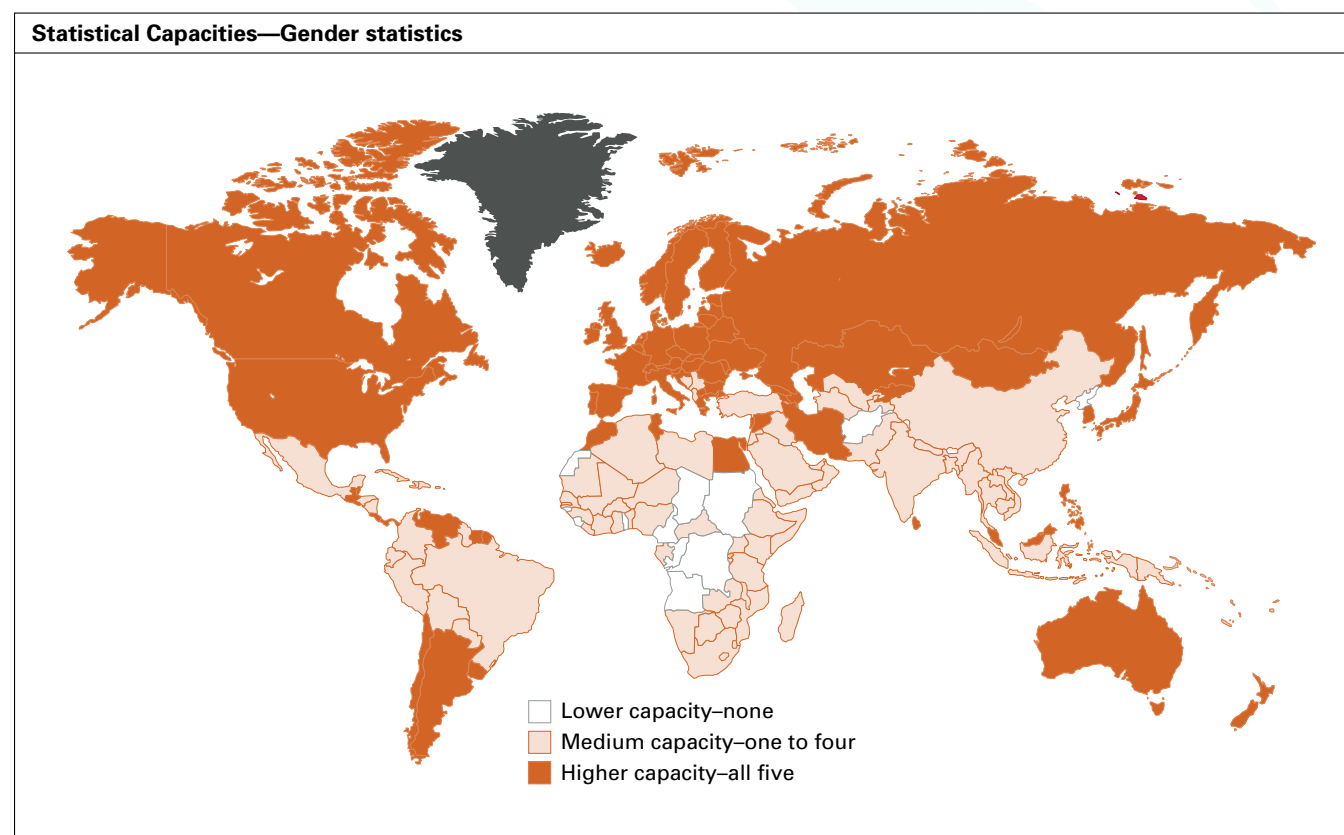
FACT SHEET | UNDER EMBARGO 12 NOON EST 18 JANUARY 2006

Civil conflict and severe lack of development take a toll on statistical capacities

The UN reports severe handicaps in collecting and reporting gender statistics in countries suffering from conflict or economic privation, as well as successes in areas such as national census, birth registration by sex, and economic activity by sex and age.

Five indicators were selected as illustrative of national statistical capacity related to the production and reporting of gender statistics. They are: (1) Population census conducted (1995-2004); (2) Birth registration completed, with at least 90% of births registered (1995-2003); (3) Population reported by sex and age¹; (4) Births reported by sex of child¹; (5) Economic activity reported by sex and age¹.

Countries that completed all five activities are shown as *higher* statistical capacity. Countries or areas that completed between one and four of the activities are shown as *medium* capacity and countries that have completed none of the activities are shown as *lower* statistical capacity to produce gender statistics. Many lower statistical capacity countries or areas face difficult political and economic circumstances. Countries or areas that have recently experienced political or civil unrest or face economic problems often have difficulty maintaining or improving statistical capacity – which is essential for improving gender statistics.

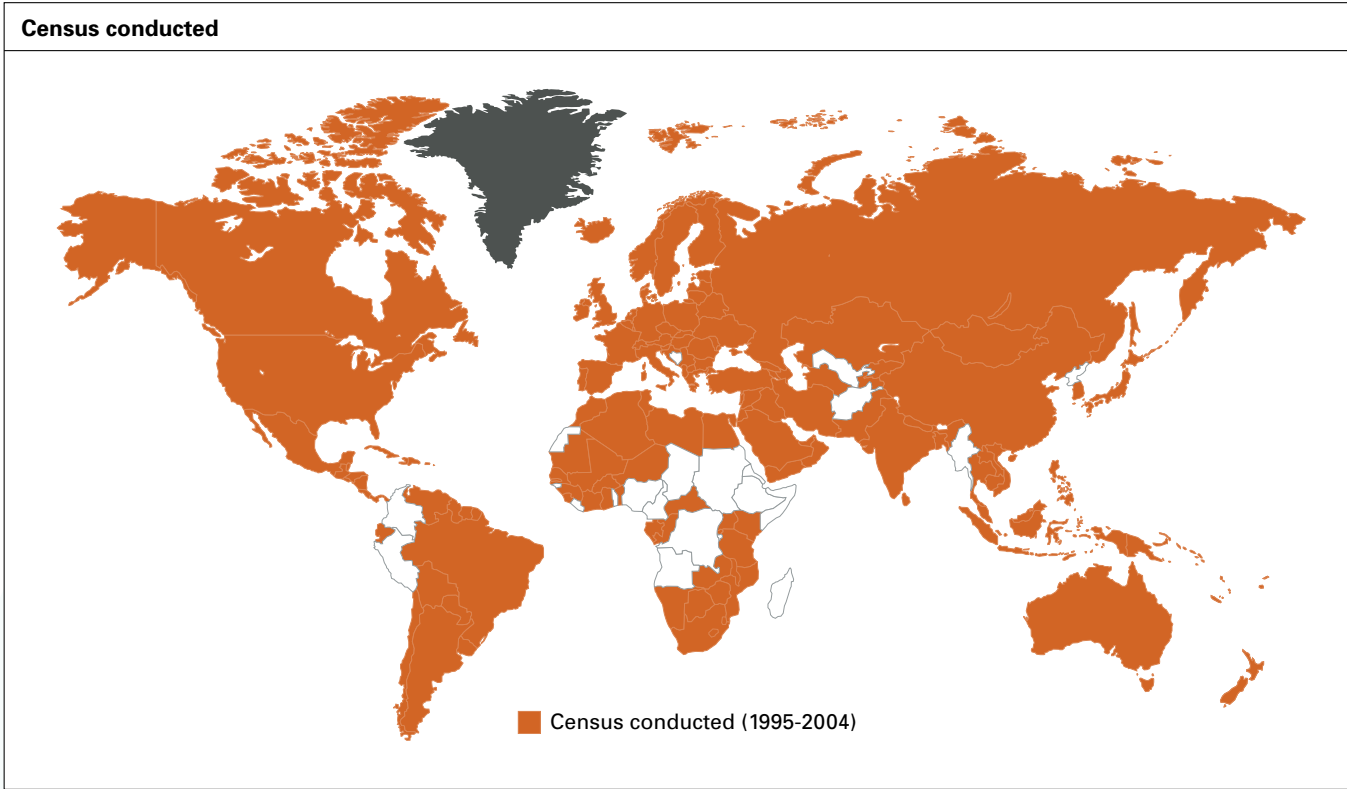


¹ Reported at least once for the period 1995-2003

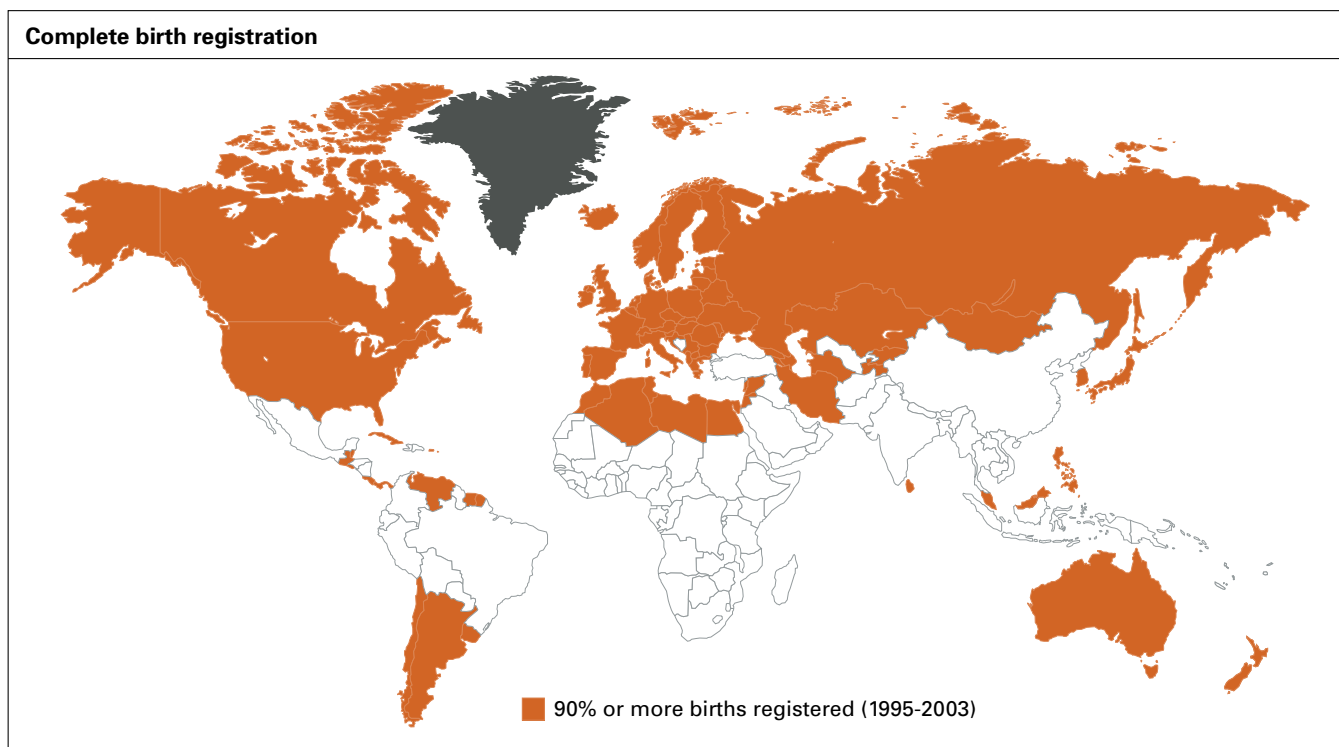
There are 81 countries or areas representing 28 per cent of the world population that completed all five activities. The ten most populous of these higher capacity countries or areas are: Egypt, France, Germany, Islamic Republic of Iran, Italy, Japan, Philippines, Russian Federation, United Kingdom and the United States.

In all, 14 countries or areas representing 3 per cent of the world population completed none of the activities. Most of these countries or areas have recently experienced serious socioeconomic set backs and/or political strife. They are Afghanistan, Angola, Cameroon, Chad, Democratic People's Republic of Korea, Democratic Republic of the Congo, Djibouti, Eritrea, Guinea-Bissau, Lebanon, Liberia, Sudan, Togo and Western Sahara.

The ten largest countries that did not conduct a census, 1995-2004 are: Afghanistan, Colombia, Democratic People's Republic of Korea, Democratic Republic of the Congo, Ethiopia, Myanmar, Nigeria, Peru, Sudan and Uzbekistan. Combined, these countries represent 7 per cent of the world's population.



The ten largest countries where civil registration of births is incomplete (less than 90% of births are registered), 1995-2003 are: Bangladesh, Brazil, China, Ethiopia, India, Indonesia, Mexico, Nigeria, Pakistan and Viet Nam. Combined, these countries represent 54 per cent of the world's population.



The ten largest countries that did not report economic activity by sex and age, 1995-2003 are: China, Democratic Republic of the Congo, India, Kenya, Myanmar, Nigeria, Sudan, Uganda, Uzbekistan and Viet Nam. Combined, these countries represent 44 per cent of the world's population.

